

Now Yesterday

Search:

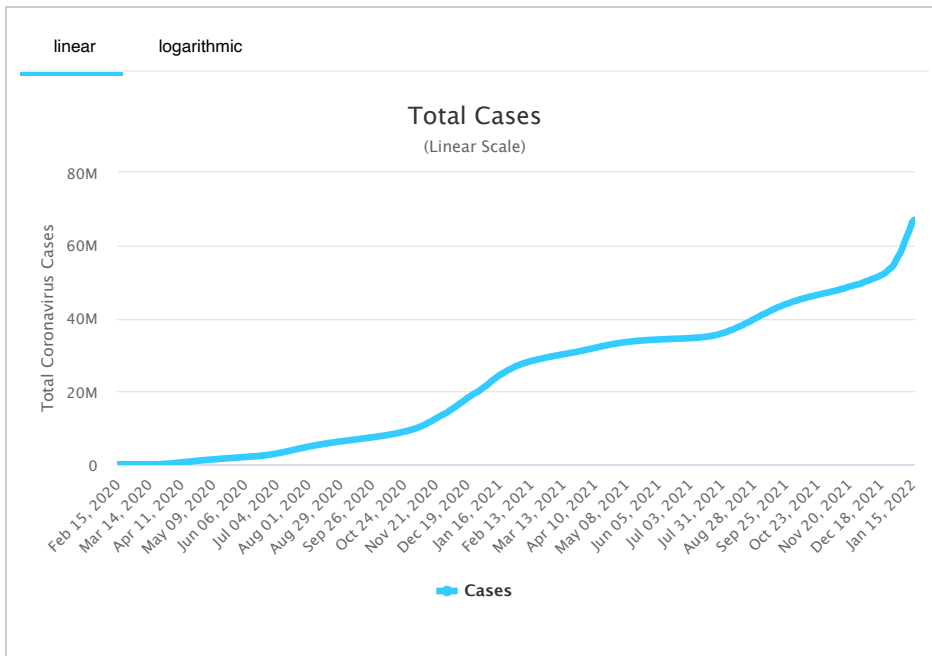
#	USA State	Total Cases	New Cases	Total Deaths	New Deaths	Total Recovered	Active Cases	Tot Cases/ 1M pop	Deaths/ 1M pop	Total Tests
	USA Total	66,995,533		873,564		43,090,644	23,031,325	202,402	2,639	858,71
1	California (/coronavirus/usa/california/)	6,729,869		78,053		N/A	N/A	170,324	1,975	126,8
2	Texas (/coronavirus/usa/texas/)	5,564,763		77,583		N/A	N/A	191,916	2,676	54,2
3	Florida (/coronavirus/usa/florida/)	5,089,226		63,090		3,656,729	1,369,407	236,954	2,937	49,2
4	New York (/coronavirus/usa/new-york/)	4,637,773		62,217		2,572,804	2,002,752	238,402	3,198	93,8
5	Illinois (/coronavirus/usa/illinois/)	2,589,640		32,532		1,863,598	693,510	204,362	2,567	47,9
6	Pennsylvania (/coronavirus/usa/pennsylvania/)	2,458,722		38,619		N/A	N/A	192,058	3,017	23,1
7	Ohio (/coronavirus/usa/ohio/)	2,384,107		30,922		1,918,109	435,076	203,960	2,645	20,3
8	Georgia (/coronavirus/usa/georgia/)	2,113,319		31,928		1,584,987	496,404	199,043	3,007	20,5
9	North Carolina (/coronavirus/usa/north-carolina/)	2,011,302		19,903		1,620,648	370,751	191,770	1,898	23,0
10	New Jersey (/coronavirus/usa/new-jersey/)	1,994,502		30,089		1,204,721	759,692	224,551	3,388	16,9
11	Michigan (/coronavirus/usa/michigan/)	1,984,056		30,709		1,342,025	611,322	198,667	3,075	21,8
12	Tennessee (/coronavirus/usa/tennessee/)	1,618,310		21,479		N/A	N/A	236,970	3,145	11,4
13	Arizona (/coronavirus/usa/arizona/)	1,609,792		25,211		1,311,635	272,946	221,164	3,464	16,5
14	Massachusetts (/coronavirus/usa/massachusetts/)	1,426,283		20,939		N/A	N/A	206,933	3,038	37,5
15	Indiana (/coronavirus/usa/indiana/)	1,425,877		20,226		1,157,786	247,865	211,799	3,004	17,4
16	Virginia (/coronavirus/usa/virginia/)	1,368,271		15,809		N/A	N/A	160,303	1,852	16,7
17	Wisconsin (/coronavirus/usa/wisconsin/)	1,297,612		11,649		N/A	N/A	222,864	2,001	13,9

18	Missouri (/coronavirus/usa/missouri/)	1,181,478	16,614	833,712	331,152	192,504	2,707	12,9
19	South Carolina (/coronavirus/usa/south-carolina/)	1,153,125	14,914	892,675	245,536	223,964	2,897	13,9
20	Minnesota (/coronavirus/usa/minnesota/)	1,110,693	11,111	1,059,870	39,712	196,944	1,970	16,9
21	Colorado (/coronavirus/usa/colorado/)	1,103,720	11,003	698,773	393,944	191,660	1,911	15,0
22	Alabama (/coronavirus/usa/alabama/)	1,056,478	16,734	N/A	N/A	215,468	3,413	6,7
23	Washington (/coronavirus/usa/washington/)	1,046,777	10,294	350,434	686,049	137,464	1,352	10,4
24	Louisiana (/coronavirus/usa/louisiana/)	996,623	15,137	N/A	N/A	214,383	3,256	13,0
25	Kentucky (/coronavirus/usa/kentucky/)	975,346	12,518	N/A	N/A	218,312	2,802	11,9
26	Maryland (/coronavirus/usa/maryland/)	899,672	12,666	N/A	N/A	148,812	2,095	17,2
27	Oklahoma (/coronavirus/usa/oklahoma/)	811,389	11,741	N/A	N/A	205,053	2,967	4,8
28	Utah (/coronavirus/usa/utah/)	750,334	3,951	620,817	125,566	234,044	1,232	8,3
29	Iowa (/coronavirus/usa/iowa/)	682,570	8,201	540,481	133,888	216,341	2,599	7,8
30	Arkansas (/coronavirus/usa/arkansas/)	681,176	9,434	575,152	96,590	225,719	3,126	6,1
31	Connecticut (/coronavirus/usa/connecticut/)	637,572	9,442	430,142	197,988	178,828	2,648	14,0
32	Mississippi (/coronavirus/usa/mississippi/)	634,628	10,625	517,857	106,146	213,238	3,570	4,8
33	Kansas (/coronavirus/usa/kansas/)	621,273	7,162	479,032	135,079	213,253	2,458	2,1
34	Nevada (/coronavirus/usa/nevada/)	572,769	8,627	459,858	104,284	185,955	2,801	6,2
35	Oregon (/coronavirus/usa/oregon/)	513,391	5,883	385,444	122,064	121,722	1,395	9,2
36	New Mexico (/coronavirus/usa/new-mexico/)	398,939	6,145	323,199	69,595	190,258	2,931	5,9
	West Virginia	387,115	5,516	360,560	21,039	216,006	3,078	5,1

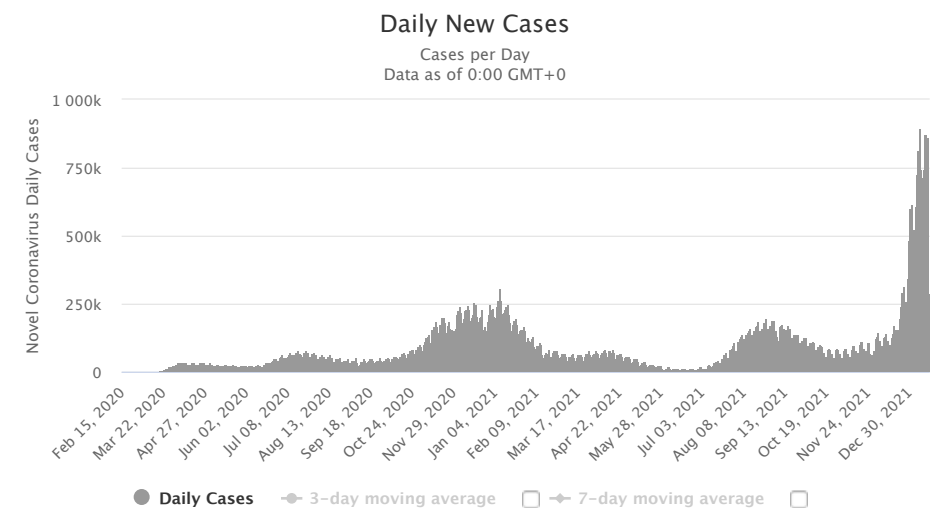
37	(/coronavirus/usa/west-virginia/)									
38	Nebraska (/coronavirus/usa/nebraska/)	383,915		3,540		N/A	N/A	198,466	1,830	4,61
39	Idaho (/coronavirus/usa/idaho/)	340,857		4,274		139,949	196,634	190,736	2,392	2,51
40	Rhode Island (/coronavirus/usa/rhode-island/)	302,109		3,175		N/A	N/A	285,180	2,997	6,91
41	New Hampshire (/coronavirus/usa/new-hampshire/)	235,898		2,079		212,528	21,291	173,491	1,529	4,01
42	Delaware (/coronavirus/usa/delaware/)	227,594		2,424		163,197	61,973	233,726	2,489	91
43	Montana (/coronavirus/usa/montana/)	212,078		2,945		197,685	11,448	198,430	2,755	2,31
44	South Dakota (/coronavirus/usa/south-dakota/)	203,137		2,559		173,743	26,835	229,622	2,893	1,91
45	North Dakota (/coronavirus/usa/north-dakota/)	195,545		2,047		184,958	8,540	256,600	2,686	51
46	Alaska (/coronavirus/usa/alaska/)	172,329		955		140,470	30,904	235,569	1,305	3,71
47	Hawaii (/coronavirus/usa/hawaii/)	169,886		1,126		N/A	N/A	119,987	795	3,21
48	Maine (/coronavirus/usa/maine/)	160,857		1,658		N/A	N/A	119,666	1,233	4,31
49	Wyoming (/coronavirus/usa/wyoming/)	126,468		1,588		120,452	4,428	218,516	2,744	1,21
50	District Of Columbia (/coronavirus/usa/district-of-columbia/)	121,871		1,255		N/A	N/A	172,683	1,778	2,81
51	Vermont (/coronavirus/usa/vermont/)	90,668		497		58,636	31,535	145,304	796	3,01
52	Puerto Rico	412,576		3,511		179,742	229,323	121,814	1,037	3,61
53	Guam	23,318		274		19,390	3,654			31
54	United States Virgin Islands	13,760		91		11,347	2,322			21
55	Northern Mariana Islands	3,946		21		3,494	431			11
56	American Samoa	4				4	0			
57	Veteran Affairs	514,791		18,329		422,890	73,572			6,21
58	US Military	461,294		649		404,300	56,345			
59	Federal Prisons	58,972		284		N/A	N/A			11

60	Navajo Nation	44,997	1,600	40,579	2,818			4
61	Grand Princess Ship	122	7	115	0			
62	Wuhan Repatriated	3		3	0			
63	Diamond Princess Ship	46		46	0			
	Total:	66,995,533	873,564	43,090,644	23,031,325	202,402	2,639	858,71

Total Coronavirus Cases in the United States

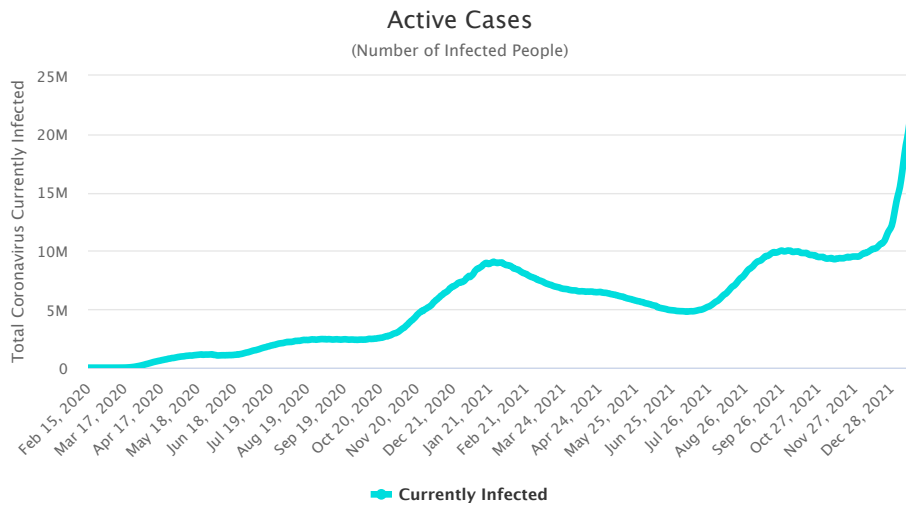


Daily New Cases in the United States

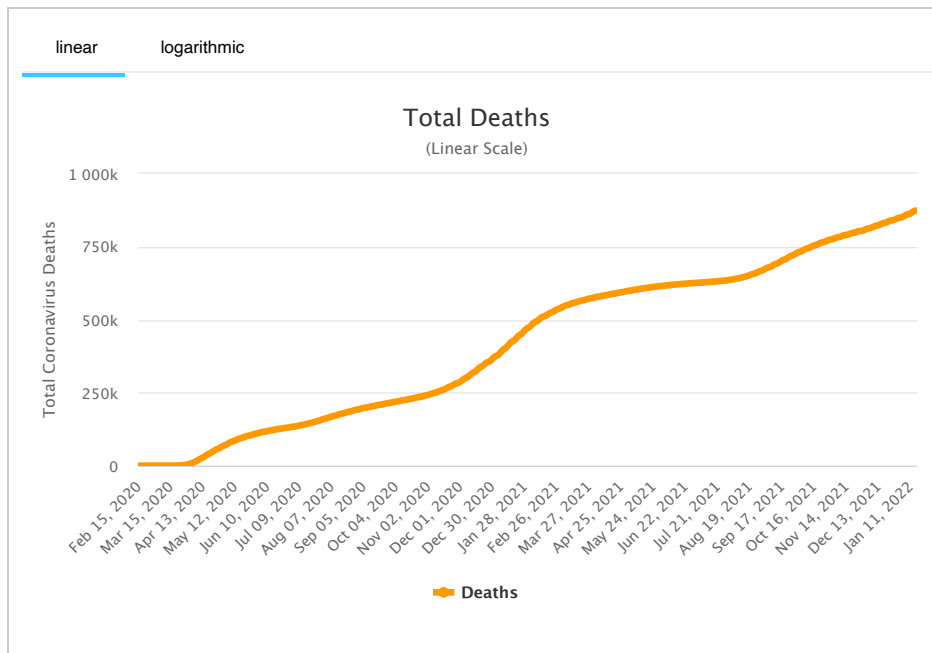


See also: [Daily Deaths Graph](#)

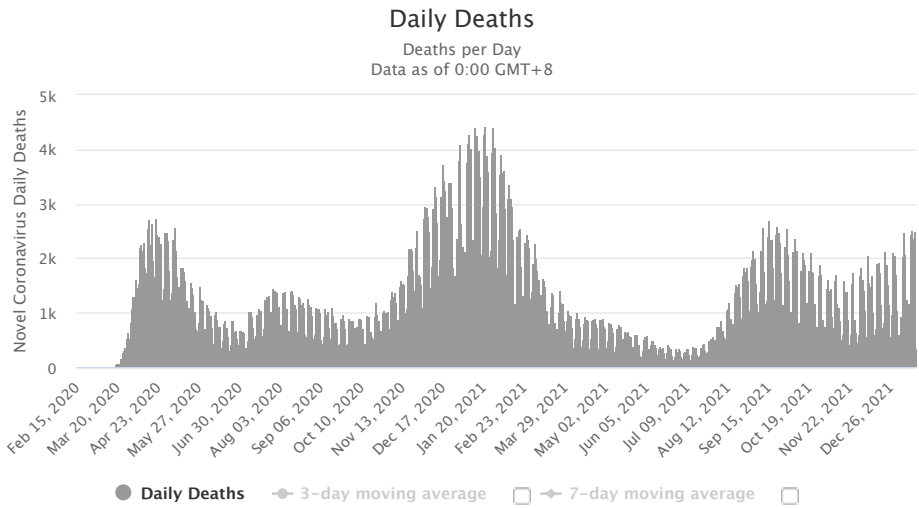
Active Cases in the United States



Total Coronavirus Deaths in the United States



Daily New Deaths in the United States



See also: [Daily Cases Graph](#)

Latest News

January 16 (GMT)

Updates

- 287,973 new cases and 346 new deaths in [the United States \(/coronavirus/country/us/\)](#)

January 15

January 14

January 13

January 12

January 11

[View More News](#)

Historical account of the initial stages of the epidemic in the United States

Content:

- First 20 cases in the United States
- Progression of first suspected cases
- Timeline of initial events
- Sources for the historical account

First 20 cases in the United States

Information collected on the first 20 domestic cases (not including repatriated cases and Diamond Princess cruise ship evacuee cases) is presented in the table below:

State	Cases	Sex	Age	Date	Case #	Location	Source
Oregon	1			Feb. 29	17 th	Washington C.	
Washington	2			Feb. 29	18, 19 th		
	1	M	30s	Jan. 21	1 st	Snohomish	[7]
Illinois	1			Mar. 1	20 th		
	1	M	60s	Jan. 30	6 th	Chicago	[12]
	1	F	60s	Jan. 24	2 nd	Chicago	[8]
California	2	unkn.	unkn.	Jan. 26	3 rd , 4 th	Orange C., L.A.	[9]
	1	M	adult	Jan. 31	7 th	Santa Clara C.	[17][18]
	1	F	unkn.	Feb. 2	9 th	Santa Clara C.	
	1	M	57	Feb. 2	10 th	San Benito C.	
	1	F	57	Feb. 2	11 th	San Benito C.	
	1		65	Feb. 28	16 th	Santa Clara C.	
	1			Feb. 21	13 th	Humboldt C.	
	1			Feb. 21	14 th	Sacramento C.	
	1			Feb. 26	15 th	[Northern California]	
Massachusetts	1	M	20s	Feb. 1	8 th	Boston	[16]
Arizona	1	unkn.	student	Jan. 26	5 th	Maricopa County	
Wisconsin	1			Feb. 5	12 th	Madison	

Patients Under Investigation (PUI) in the United States

CDC in the early stages released information regarding the number of cases and people under investigation that was updated regularly on Mondays, Wednesdays, and Fridays. Below we provide the historical reports that we were able to gather in order to track the progression in the number of suspected cases and US states involved through time in the initial stages

As of Feb. 10:

<i>Number of U.S. States with PUI</i>	<i>36</i>
Positive	12
Negative	318
Pending (specimens awaiting testing)	68
TOTAL	398

As of Feb. 7:

<i>Number of U.S. States with PUI</i>	<i>36</i>
Positive	12
Negative	225
Pending (specimens awaiting testing)	100
TOTAL	337

As of Feb. 5:

<i>Number of U.S. States with PUI</i>	<i>36</i>
Positive	11
Negative	206
Pending (specimens awaiting testing)	76
TOTAL	293

As of Feb. 3:

<i>Number of U.S. States with PUI</i>	<i>36</i>
Positive	11
Negative	167
Pending (specimens awaiting testing)	82
TOTAL	260

As of January 31:

<i>Number of U.S. States with PUI</i>	<i>36</i>
Positive	6
Negative	114
Pending (specimens awaiting testing)	121
TOTAL	241

Previously, as of January 29, there were 92 suspected cases awaiting testing.

--	--

Number of U.S. States with PUI	36
Positive	5
Negative	68
Pending (specimens awaiting testing)	92
TOTAL	165

Timeline of Events

-  On January 31, HHS declared Coronavirus a Public Health Emergency in the US (<https://www.hhs.gov/about/news/2020/01/31/secretary-azar-declares-public-health-emergency-us-2019-novel-coronavirus.html>)
As of Jan. 31, the Wuhan coronavirus is officially a public health emergency in the United States, Alex Azar, secretary of the US Department of Health and Human Services (HHS), announced at a White House press briefing.
-  On Jan. 31, the U.S. Centers for Disease Control and Prevention (CDC) **issued a federal quarantine for 14 days** affecting the 195 American evacuees from Wuhan, China. Starting Sunday, Feb. 2, U.S. citizens, permanent residents and immediate family who have visited China's Hubei province will undergo a **mandatory 14 days quarantine** and, if they have visited other parts of China, they would be screened at airports and asked to self-quarantine for 14 days. The last time the CDC had issued a quarantine was over 50 years ago in the 1960s, for smallpox.
-  President Donald Trump signed an order on Jan. 31 for the U.S. to **deny entry to foreign nationals who traveled to China** within the preceding two weeks, aside from the immediate family of U.S. citizens.
- On Jan. 30, the CDC had confirmed the **first case of person to person transmission in the U.S.:** ^[12] the husband of the Chicago, Illinois case who had returned from Wuhan, China on Jan. 13 and who tested positive for the virus on Jan. 24).
- CDC stated on Jan. 30 that "It is likely there will be more cases of 2019-nCoV reported in the U.S. in the coming days and weeks, including more person-to-person spread."^[12]
- The virus had been confirmed in **5 states**.
- On Jan. 31, **New York City** health officials vehemently denied the rumor regarding a coronavirus case in the city. ^[13] On Feb. 1, however, the city's health commissioner did report that there was a test being performed on a person under 40 who had returned from China, developed matching symptoms, and tested negative to the seasonal flu.
- Most US patients had recently visited Wuhan.**
- All of the first five U.S. cases were described as **mild**.
- A study on the first US case of novel coronavirus detailed mild symptoms followed by pneumonia (https://www.cnn.com/2020/01/31/health/washington-coronavirus-study-nejm/index.html?utm_term=link&utm_medium=social&utm_content=2020-02-01T00)

U.S. Airlines suspended ALL flights between the U.S. and China

On Friday, January 31, Delta, American and United announced they would temporarily suspend all of their mainland China flights in response to the coronavirus outbreak.^[14]

Prior to this January 31 announcement:

- UNITED AIRLINES**
on Jan. 28 had announced it would cut 24 flights between the U.S. and China for the first week of February.
- AMERICAN AIRLINES**

on Jan. 29 had announced it would suspend flights from Los Angeles to Shanghai and Beijing from Feb. 9 through March 27, 2020. It will maintain its flight schedules (10 daily A/R) from Dallas-Fort Worth to Shanghai and Beijing, as well as from Los Angeles and Dallas-Fort Worth to Hong Kong.

- **DELTA**

had not adjusted its schedule of direct flights from the U.S. to China. It is the only airline with direct flights to not take action so far.

The White House was considering issuing a ban on flights between the United States and China, as of late Jan. 28^[11]. Italy has announced on January 31 that it was suspending all flights to and from China following the first 2 cases of coronavirus in Italy.

Travel Alert: Do Not Travel to China

- The U.S. State Department on January 30 issued a **Level 4: Do Not Travel to China Alert** (<https://travel.state.gov/content/travel/en/traveladvisories/traveladvisories/china-travel-advisory.html>) ^[4] (the highest level of alert).
- Previously, on January 29, the advisory was set at a lower "Level 3: Reconsider Travel" advising not to travel to Hubei Province: (Level 4) and reconsider travel to the remainder of China (Level 3).
- The CDC on Jan. 28 issued a Level 3 Warning (<https://wwwnc.cdc.gov/travel/notices/warning/novel-coronavirus-china>), recommending that travelers **avoid all nonessential travel to China** ^[5].

Screening incoming passengers at 20 airports in the U.S.

On January 17, the CDC announced that 3 airports in the United States would begin screening incoming passengers from China: SFO, JFK, and LAX ^[6] Other 2 airports were added subsequently, and on January 28, the U.S. Department of Health and Human Services (HHS) announced that 15 additional U.S. airports (bringing the total to 20) would begin screening incoming travelers from China.

Below is the complete list of airports where screening for the 2019 Novel Coronavirus (2019-nCoV) is in place:

- Los Angeles International (LAX)
- San Francisco International (SFO)
- Chicago O'Hare
- New York JFK
- Atlanta Hartsfield-Jackson International
- Houston George Bush Intercontinental
- Dallas-Fort Worth International
- San Diego International
- Seattle-Tacoma International
- Honolulu International
- Anchorage Ted Stevens International
- Minneapolis-St. Paul International
- Detroit Metropolitan
- Miami International
- Washington Dulles International

- Philadelphia International
- Newark Liberty International
- Boston Logan International
- El Paso International
- Puerto Rico's San Juan Airport

Sources for the historical account

1. Novel Coronavirus (2019-nCoV) situation reports (<https://www.who.int/emergencies/diseases/novel-coronavirus-2019/situation-reports/>) - World Health Organization (<https://www.who.int/>) (WHO)
2. 2019 Novel Coronavirus (2019-nCoV) in the U.S (<https://www.cdc.gov/coronavirus/2019-ncov/cases-in-us.html>) - U.S. Centers for Disease Control and Prevention (<https://www.cdc.gov/>) (CDC)
3. Symptoms of Novel Coronavirus (2019-nCoV) (<https://www.cdc.gov/coronavirus/2019-ncov/about/symptoms.html>) - CDC
4. China Travel Advisory (<https://travel.state.gov/content/travel/en/traveladvisories/traveladvisories/china-travel-advisory.html>) - U.S. State Department, accessed January 31, 2020.
5. Novel Coronavirus in China - Warning - Level 3, Avoid Nonessential Travel (<https://wwwnc.cdc.gov/travel/notices/warning/novel-coronavirus-china>) - CDC, January 28, 2020.
6. Public Health Screening to Begin at 3 U.S. Airports for 2019 Novel Coronavirus ("2019-nCoV") (<https://www.cdc.gov/media/releases/2020/p0117-coronavirus-screening.html>) - CDC January 17, 2020
7. First Travel-related Case of 2019 Novel Coronavirus Detected in United States (<https://www.cdc.gov/media/releases/2020/p0121-novel-coronavirus-travel-case.html>) - CDC, January 21, 2020
8. Second Travel-related Case of 2019 Novel Coronavirus Detected in United States (<https://www.cdc.gov/media/releases/2020/p0124-second-travel-coronavirus.html>) - CDC, January 24, 2020
9. CDC confirms additional cases of 2019 Novel Coronavirus in United States (<https://www.cdc.gov/media/releases/2020/s0126-coronavirus-new-cases.html>) - CDC, January 26, 2020
10. 2019 Novel Coronavirus (2019-nCoV) in the U.S. (<https://www.cdc.gov/coronavirus/2019-ncov/cases-in-us.html>) - CDC, Updated January 29, 2020
11. White House considers ban on flights to China amid coronavirus outbreak (<https://eu.usatoday.com/story/travel/news/2020/01/28/white-house-considers-ban-china-flights-amid-coronavirus-outbreak/4602839002/>) - USA Today, Jan. 28, 2020
12. CDC Confirms Person-to-Person Spread of New Coronavirus in the United States (<https://www.cdc.gov/media/releases/2020/p0130-coronavirus-spread.html>) - CDC Press Release, Jan. 30, 2020
13. NYC Officials Deny Report Of Coronavirus Amid Confusion (<https://www.forbes.com/sites/sergeiklebnikov/2020/01/31/nyc-officials-deny-report-of-coronavirus-amid-confusion/#351e47b5652c>) - Forbes, Jan. 31, 2020
14. Delta, American, United to suspend all China mainland flights as coronavirus crisis grows (<https://eu.usatoday.com/story/travel/2020/01/31/coronavirus-china-flight-ban-delta-cuts-all-flights-white-house/4620989002/>) - USA Today, Jan. 31, 2020
15. Secretary Azar Declares Public Health Emergency for United States for 2019 Novel Coronavirus (<https://www.hhs.gov/about/news/2020/01/31/secretary-azar-declares-public-health-emergency-us-2019-novel-coronavirus.html>) - U.S. Department of Health and Human Services (HHS), Jan. 31, 2020
16. Man returning from Wuhan, China is first case of 2019 Novel Coronavirus confirmed in Massachusetts (<https://www.mass.gov/news/man-returning-from-wuhan-china-is-first-case-of-2019-novel-coronavirus-confirmed-in>) - Massachusetts Department of Public Health, Feb. 1, 2020
17. County of Santa Clara Public Health Department Reports First Case of Novel (new) Coronavirus (<https://www.sccgov.org/sites/phd/news/Pages/novel-coronavirus-1-31-2020.aspx>) - Santa Clara County Public Health, Jan. 31, 2020
18. Coronavirus: First case confirmed in Santa Clara County (<https://www.mercurynews.com/2020/01/31/santa-clara-coronavirus/>) - Mercury News, Jan. 31, 2020

worldometer (/)

[about \(/about/\)](#) | [faq \(/faq/\)](#) | [languages \(/languages/\)](#) | [contact \(/contact/\)](#) | [report coronavirus cases \(/report_us/\)](#)



[\(/newsletter-subscribe/\)](#)



[\(/https://twitter.com/Worldometers\)](https://twitter.com/Worldometers)



[\(/https://www.facebook.com/Worldometers.info\)](https://www.facebook.com/Worldometers.info)

© Copyright Worldometers.info - All rights reserved - [Disclaimer & Privacy Policy \(/disclaimer/\)](#)